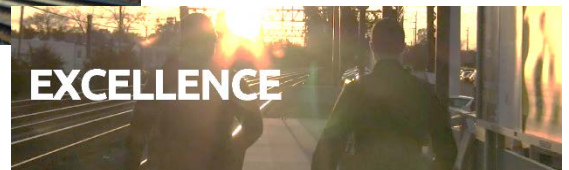



FAIRFIELD POLICE DEPARTMENT

Monthly Report – June 2021



Chief Robert Kalamaras

Fairfield Police Department

www.fpdct.com



Section 1: Bureau / Division Reports

Noteworthy Police Work

Field Services Bureau

Other Items

Section 2: Statistical Activity Summary

Calls for Service Totals

Alarm Response Summary

Motor Vehicle Activity

Parking Ticket Summary

Criminal Arrest Summary

Domestic Violence Arrest Summary

Calls for Service Breakdown Report

Section 1: Bureau / Division Reports

Noteworthy Police Work

21-22809 | 8:11 PM | Emergency Medical Call | Loris, D | 02133 Black Rock Turnpike

Officer Dias responded to a man choking at the Little Pub. He successfully performed the Heimlich maneuver, clearing the man's airway. Great Job!

21-23271 | 8:45 AM | Assistance | Dias, E | 00029 Francis St

Brief from Sgt. Hector Irizarry:

On 6/16/2021 at 0845 hours, Officers responded to 29 Francis St for a male barricaded inside a car and later determined to be armed with a knife.

Officers Diaz (Primary Officer), Bennett, Komm and Loris were first to arrive on scene. The situation further escalated when the male who was armed with a knife, failed to comply with officers directions to exit the vehicle, locking all doors and windows. At that time this incident became a multi-divisional response. ESU Commander Det. LT. Riendeau, ESU/B1 Sgt. Kaesmann, Sgt. Paris, Detectives Colwell, Clark and Fuller also arrived on scene to assist. Officer Bennett who was later joined by Sgt. Paris maintained telephone communication with the subject while Sgt. Irizarry assisted in coordinating a conditional response with officers on scene.

Sgt. Irizarry was armed with a Less Lethal Shotgun, Spike Strips were placed around the vehicle tires, and Breaching Tools and Shields were deployed and made readily accessible to Officers handling the incident.

After approximately one hour of negotiating on scene, Sgt. Paris was able to effectively de-escalate the situation when the subject agreed to exit the vehicle without further incident.

The male was transported to St. Vincent's Hospital for psychiatric evaluation.

Excellent work and conclusion because of the professional response from all!!!!!!

Congratulation to Lt Riendeau and his team, on the successful completion of the very important and complicated case involving Tajh Wiley: Great job by all involved!!!!!! See below summary:

For the past two years the Quality of Life Unit, Detective Nadeau and other detectives in the Detective Bureau, have conducted several extensive investigations into the ongoing criminal activity of former Fairfield resident, Tajh Eric Wiley. Over a year ago the DEA agreed to adopt the case. Detectives' Zerella, Fucci, Clark and Nadeau worked with the DEA and other local agencies for the past couple months on a wiretap investigation that resulted in many search warrants, 8 arrests and a large amount of weapons, drugs and assets seized.

Takedown results

8 arrests

Approx. 2 kilos of cocaine

Approx. 264 grams of fentanyl

Approx. 30lbs of marijuana

Approx. 3 ounces of crack

Approx. \$25,000 cash

6 handguns

1 shotgun

4 rifles

Approx. 500 rounds of assorted ammo

2 kilo presses

Assorted magazines including 3 high capacity mags

3 vehicles valued at approximately \$350,000

Numerous pieces of jewelry valued at between \$250,000 - \$500,000

<https://www.justice.gov/usao-ct/pr/indictment-charges-8-involvement-drug-trafficking-ring>

21-23897 | 12:30 PM | | Wiltsie, J | 00001 I95 SB Service Area

Via Hotline, Blue Porsche SUV With Yellow NY Reg wanted by Bridgeport PD For Home Invasion. 2 Male Occupants.

Pursuit for suspect(s) from a Home Invasion was generated by Bridgeport PD and terminated as it crossed into Fairfield via I95. Minutes later K9 Sgt. Kaesmann observed the pursued vehicle (Blue Porsche SUV w/ NY plates) parked at the I95 Rest Area. K9 Sgt. Kaesmann observed one male subject with a black mask enter the vehicle and began to follow it from a distance. The vehicle then exited I95 via Exit 19 and Sgt. Wiltsie then attempted to stop the vehicle which fled westbound into Westport and turning north on Bulkley Ave where Sgt. Wiltsie self-terminated the pursuit. The vehicle then drove a distance N/B before turning around on Bulkley then attempted to ram Sgt. Wiltsie head on nearly striking both vehicles of Sgt. Wiltsie and Sgt. Kaesmann. Officers then re-engaged pursuit of the Porsche. Officer Letsch deployed spike strips

on Post Road near Hulls Highway but the fleeing vehicle made an evasive driving maneuver to get around the spike strips. The suspect vehicle then fled back onto I95 where CSP and Westport PD joined the pursuit. All Fairfield cruisers involved in pursuit disengaged after CSP, Westport and Bridgeport. PD continued the pursuit at the Bridgeport line on I95. It was reported the suspect vehicle exited I95 at Exit 28, struck a fire hydrant and the sole occupant was taken into custody after a foot pursuit by Bridgeport PD. The Suspect was taken into custody steps from his home on Orchard Street in Bridgeport.

The suspect was subsequently identified as: Sebastian Becerra DOB 8/29/2002 of 341 Orchard Street, Bridgeport. Outside of being a suspect of a Home Invasion, Becerra is NCIC positive with a File 5 out of Norwalk for Burglary 3rd and Larceny 3rd (\$50,000.00 Court Set Bond).

Excellent Job by Sgt's Kaesmann and Wiltsie in coordinating patrols which ultimately led to the successful capture of a dangerous felon!!!

Field Services Bureau

On June 2nd, 2021, all the Lieutenants and Sergeants of the Patrol Division met and after careful deliberation, unanimously selected Officer Matthew Bok as Officer of the Quarter (OOQ) for the period of July 15th, 2021 through October 14th, 2021. The below was written about Officer Bok by his immediate supervisors.

Officer Matthew Bok, a sworn officer of the Fairfield Police department for approximately 3 and one half years, has consistently demonstrated an excellent work ethic, effective and efficient job performance, and is a consummate professional. Officer Bok stands out as one of the most productive officers, is always eager to assist other officers, sets a shining example for newer officers, and has quickly earned the trust and confidence of his supervisors with his level of initiative and reliability. Despite his already thorough investigative skills, he is always eager to learn new skills and improve his craft. While dealing with the public, his fellow officers, and his supervisors, Officer Bok's demeanor is always pleasant and professional. Officer Bok is consistently a prodigious representative of the police profession and the excellence of this agency.



Congratulation Officer Bok.....Keep up the good work!!!!!!!

Captain Broderick has installed a new OoQ plaque in the FPD Classroom where each officer that earns this award will have his/her name engraved.



New Assignments

No reassignments were made in June.

Other Noteworthy Items

The two legs of the CT Law Enforcement Torch Run for Special Olympics converged in Fairfield on June 25th.

FPD was well represented by our runners, the support personnel, and patrols that blocked intersections and provided an escort.

At the final leg there were many positive comments on the presence and amount cruisers for the escort and many commented that they wished every town did what we did!

Great job by all and thank you all for helping out!

Special Services Bureau

<i>Traffic Safety Unit</i>	Jan	Feb	Mar	Apr	May	Jun	Jul	Aug	Sep	Oct	Nov	Dec
<i>Traffic Stops</i>	465	319	484	662	290	195						
<i>Infractions Issued</i>	66	134	245	452	155	108						
<i>Misdemeanor Summons</i>	4	12	13	9	9	7						
<i>Accidents Investigated</i>	14	48	26	14	40	39						
<i>Child Seat Installations</i>	0	0	5	5	2	0						
<i>DUI Arrests</i>	0	5	9	2	2	0						

<i>Traffic Crash Unit</i>	Jan	Feb	Mar	Apr	May	Jun	Jul	Aug	Sep	Oct	Nov	Dec
<i>Accidents Investigated</i>	49	44	54	60	48	44						
<i>Accidents with Injuries</i>	1	5	9	12	10	4						
<i>Search Warrants</i>	2	3	3	2	3	3						
<i>Arrest Warrants</i>	0	6	3	1	2	3						
<i>Misdemeanor Summons</i>	4	11	6	5	5	5						
<i>Infractions Issued</i>	16	6	18	80	29	6						
<i>Fatalities</i>	0	1	0	0	0	0						

<i>Animal Control</i>	Jan	Feb	Mar	Apr	May	Jun	Jul	Aug	Sep	Oct	Nov	Dec
<i>Complaints</i>	51	34	58	56	77	123						
<i>Wildlife Complaints</i>	15	11	16	17	36	67						
<i>Animals Tested for Rabies</i>	3	3	2	2	2	1						
<i>Animals Positive / Rabies</i>	0	0	1	0	1	0						
<i>Animal Bites</i>	1	1	0	3	3	4						
<i>Written Warnings</i>	3	6	8	8	7	3						
<i>Infractions</i>	1	1	1	1	2	1						
<i>Misdemeanors</i>	2	0	1	0	0	0						

Sold as pet: kitten # 112, kitten #113, kitten #114, parakeet # 108

Animals impounded at the shelter: state # 23 male German shepherd ongoing disposal order

- Community Event at Bob’s Plaza – Moms of Fairfield

Traffic Enforcement Targeted Areas

- Redding Road
- Round Hill Road
- Stratfield Road
- Mill Plain Road
- Black Rock Turnpike
- Burr Street
- Hulls Farm Road
- Tahmore Drive
- Duck Farm Road
- Brookside Drive
- South Benson Road
- Congress Street

<i>Marine Unit</i>	APRIL	MAY	JUN	JUL	AUG	SEPT	OCT
<i>Complaints</i>	6	32	27				
<i>Boats Towed</i>	1	1	2				
<i>Written Warnings</i>	0	0	0				
<i>Arrests</i>	0	0	0				
<i>Safety Inspections</i>	2	7	3				
<i>Total Calls For Service</i>	8	32	30				
<i>Hours Underway</i>	15	68	140				
<i>Community Events</i>	1	4	3				
<i>Location Checks</i>	3	4	12				
<i>Fatalities</i>	0	0	0				

Administrative Services Bureau

Training

- POST Academy
- PEER Training Manual
- First Line Supervision
- Critical Incident
- K9- Training
- Domestic Homicide Investigation
- Police Engagement Program
- SRO Advanced
- CT Peer to Peer Instructor
- Advanced Crash Reconstruction
- DUI
- ESU & ESU Sniper Training
- EMR Refresher
- Background Investigation for applicants
- CIT Youth Mental Health First Aid
- POST Mandatory Online Training

Emergency Communications Center

- Construction continues at Sacred Heart University on the new communication center. Work has also begun on acquiring and configuring the new radio console units that will enable the center to ultimately connect to the State of CT radio infrastructure.

	Jan	Feb	Mar	Apr	May	Jun	Jul	Aug	Sep	Oct	Nov	Dec
<i>Total Incoming Calls</i>	7,220	6,446	7,632	7,538	8,499	8470						
<i>Total 911 Calls</i>	1,578	1,454	1,607	1,632	2,020	2013						
<i>Total Outgoing Calls</i>	2,065	1,853	2,148	2,153	2,365	2312						
<i>Total CSFs Processed</i>	3,893	4,018	4,867	4,694	3,974	3403						
<i>% 911 Calls Under 10 Sec</i>	95.82	96.56	95.02	96.32	96.73	96.77						

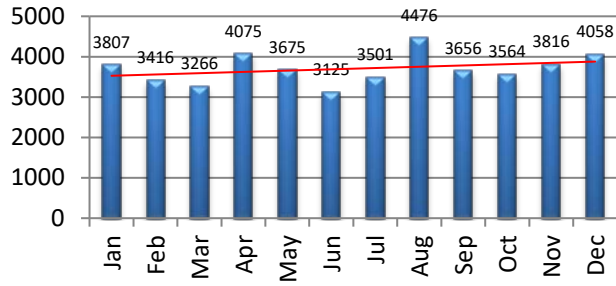
Section 2: Statistical Activity Summary

TOTAL CALLS FOR SERVICE

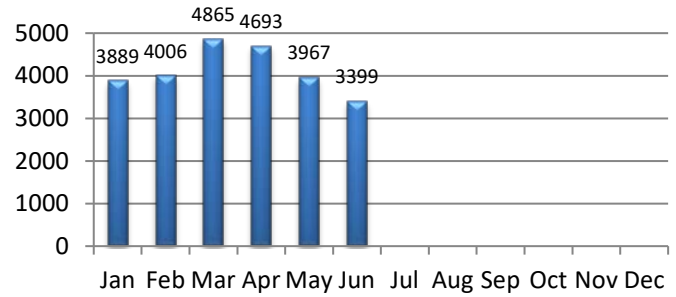
Calls for Service	Jan	Feb	Mar	Apr	May	Jun	Jul	Aug	Sep	Oct	Nov	Dec	YTD
2020	3807	3416	3266	4075	3675	3125	3501	4476	3656	3564	3816	4058	44,435
2021	3889	4006	4865	4693	3967	3399							24,819

Note: Includes miscellaneous calls that may not be listed under the call analysis section

Calls For Service - 2020



Calls for Service - 2021

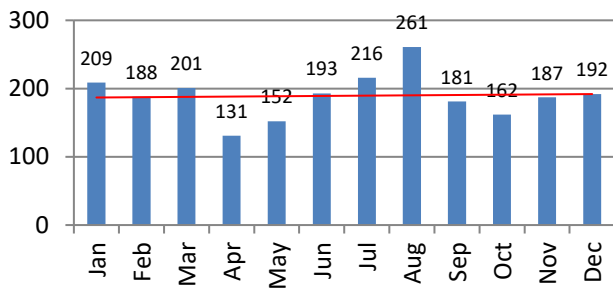


ALARM RESPONSE SUMMARY

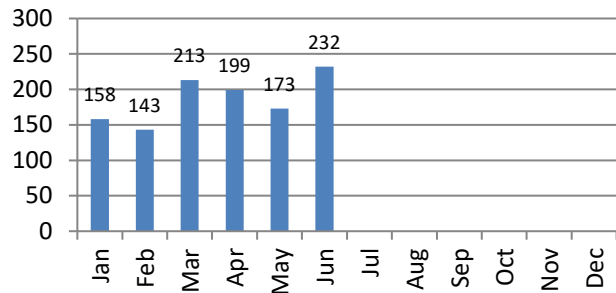
Total Alarms	Jan	Feb	Mar	Apr	May	Jun	Jul	Aug	Sep	Oct	Nov	Dec	YTD
2020	209	188	201	131	152	193	216	261	181	162	187	192	2,273
2021	158	143	213	199	173	232							1,118

False Alarms	Jan	Feb	Mar	Apr	May	Jun	Jul	Aug	Sep	Oct	Nov	Dec	YTD
2020	209	182	201	131	152	192	216	261	181	161	187	192	2,265
2021	158	143	211	199	173	231							1,115

Alarms - 2020



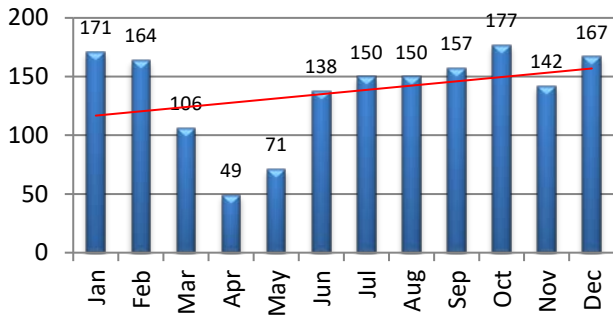
Alarms - 2021



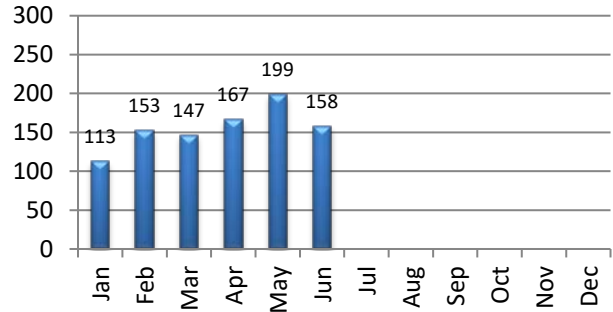
MOTOR VEHICLE ACTIVITY

MV Accidents	Jan	Feb	Mar	Apr	May	Jun	Jul	Aug	Sep	Oct	Nov	Dec	YTD
2020	171	164	106	49	71	138	150	150	157	177	142	167	1,642
2021	113	153	147	167	199	158							937

Motor Vehicle Accidents - 2020



Motor Vehicle Accidents - 2021



MV Enforcement	Jan	Feb	Mar	Apr	May	Jun	Jul	Aug	Sep	Oct	Nov	Dec	YTD
Warning-2020	438	305	109	4	214	129	324	371	300	162	226	324	2,906
2021	458	374	560	396	249	177							2,214

Infractions-2020	220	125	24	3	5	4	42	377	119	150	28	84	1,181
2021	71	134	270	520	155	95							1,245

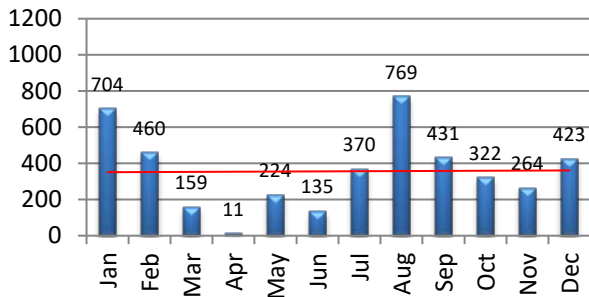
Misdemeanor-2020	34	18	14	0	1	1	3	16	6	6	8	11	118
2021	8	24	38	34	31	28							163

Custodial - 2020	5	5	2	0	2	1	3	1	1	0	0	2	22
2021	3	3	8	5	8	5							32

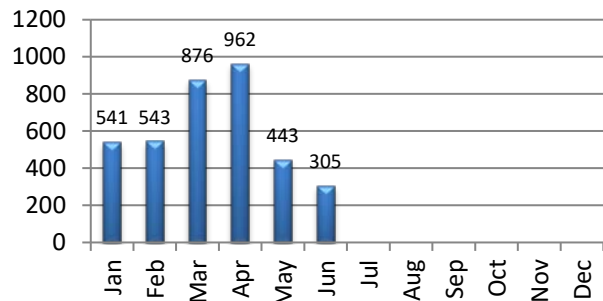
DUI Arrests - 2020	4	7	4	1	2	6	4	5	4	4	1	4	46
2021	2	6	9	14	10	2							43

MV Contacts - 2020	704	460	159	11	224	135	370	769	431	322	264	423	4,272
2021	541	543	876	962	443	305							3,670

MV Contacts - 2020



MV Contacts - 2021



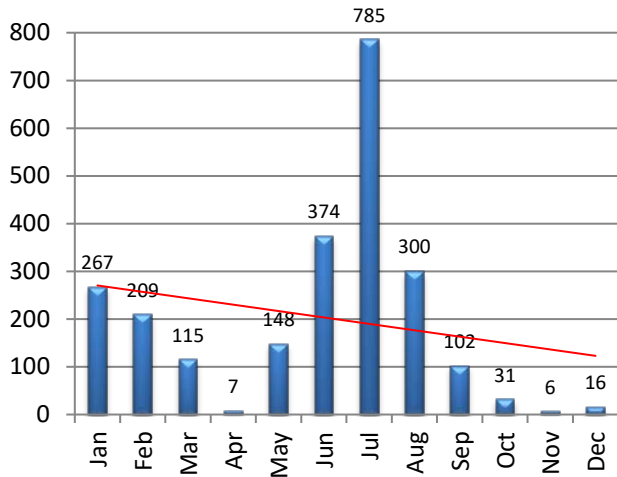
MV Enforcement: Type	Jan	Feb	Mar	Apr	May	Jun	Jul	Aug	Sep	Oct	Nov	Dec	YTD
Speeding Violations	78	114	229	111	36	78							646
Seatbelt Violations	0	0	2	7	31	13							53
Registration Violations	3	24	46	53	46	31							203
License Violations	9	11	19	30	16	14							99
Distracted Driving	0	4	5	377	20	2							408
Suspended Licence	5	13	14	18	9	14							73
Stop Sign Violations	4	153	280	164	8	52							661
Traffic Light Violation	2	6	8	8	4	2							30

The above incidents are a overview of common violations. These statistics are not the only motor vehicle enforcement actions taken. The above show top 6 violations for the month.

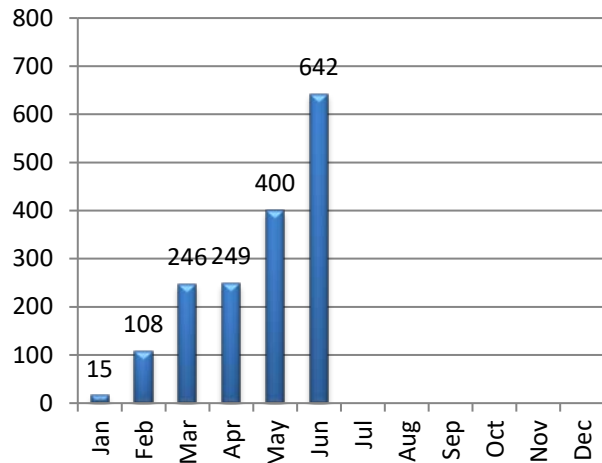
PARKING TICKET SUMMARY

Total Issued	Jan	Feb	Mar	Apr	May	Jun	Jul	Aug	Sep	Oct	Nov	Dec	YTD
2020	267	209	115	7	148	374	785	300	102	31	6	16	2360
2021	15	108	246	249	400	642							1660

Parking Tags Issued 2020



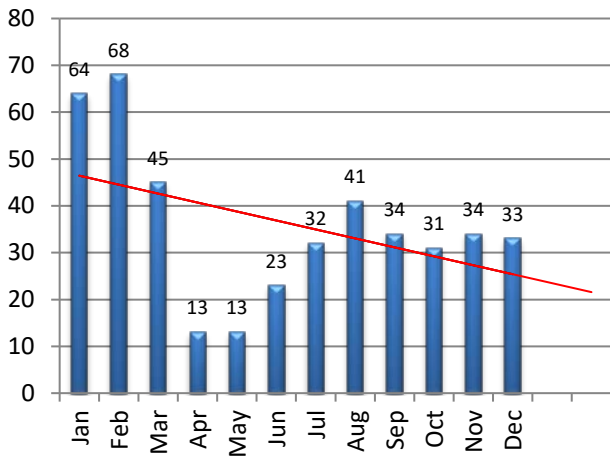
Parking Tags Issued - 2021



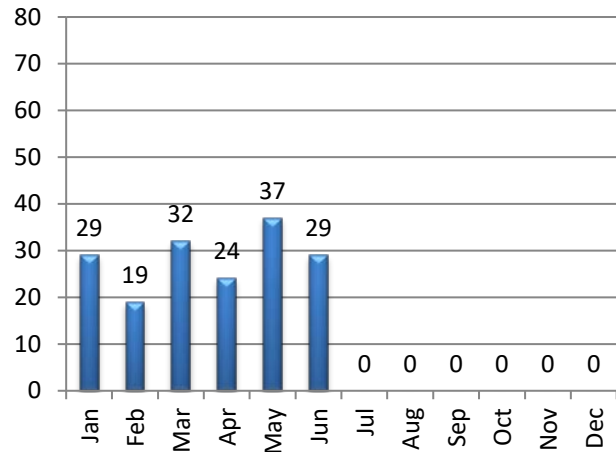
CRIMINAL ARREST SUMMARY

Criminal Arrests by Month	Jan	Feb	Mar	Apr	May	Jun	Jul	Aug	Sep	Oct	Nov	Dec	YTD
Larceny - 2020	46	52	32	6	10	14	24	28	19	18	27	21	297
2021	18	14	24	20	17	18							111
Vandalism - 2020	2	3	10	4	0	2	1	1	2	3	2	4	34
2021	4	1	1	2	4	5							17
MV Theft / Attempt - 2020	1	0	0	0	1	0	0	1	5	1	0	0	9
2021	0	1	0	0	2	0							3
Burglary / Attempt - 2020	12	7	1	2	2	3	3	9	2	6	4	3	54
2021	2	2	3	1	6	4							18
Assault - 2020	2	6	2	1	0	4	4	2	6	1	1	4	33
2021	5	1	4	1	8	2							21
Robbery - 2020	1	0	0	0	0	0	0	0	0	2	0	1	4
2021	0	0	0	0	0	0							-
2020	64	68	45	13	13	23	32	41	34	31	34	33	431
2021	29	19	32	24	37	29	0	0	0	0	0	0	170

Total Criminal Arrests - 2020



Total Criminal Arrests - 2021



Domestic Violence Arrests	Jan	Feb	Mar	Apr	May	Jun	Jul	Aug	Sep	Oct	Nov	Dec	YTD
2021	5	10	7	9	14	10							55

CALLS FOR SERVICE BREAKDOWN

		Jan	Feb	Mar	Apr	May	Jun	Jul	Aug	Sep	Oct	Nov	Dec	Total
911 HANG UP	2019	6	8	9	7	10	5	5	6	11	11	3	8	89
	2020	7	7	7	2	3	13	8	6	5	15	9	7	89
	2021	9	5	11	8	11	21							65
ABANDONED MOTOR VEHICLE	2019	9	8	14	6	4	9	14	5	7	5	10	4	95
	2020	7	7	5	4	7	4	5	10	8	6	9	8	80
	2021	5	4	3	6	4	12							34
AIRCRAFT CRASH	2019	0	0	0	0	0	0	0	0	0	0	0	0	0
	2020	0	0	0	0	0	0	0	0	0	0	0	0	0
	2021	0	0	0	0	0	0							0
AIRPLANE ACCIDENT	2019	0	0	0	0	0	0	0	0	0	0	0	0	0
	2020	0	0	0	0	0	0	0	0	0	0	0	0	0
	2021	0	0	0	0	0	0							0
ALARM	2019	0	0	0	0	0	0	0	1	0	0	0	0	1
	2020	0	0	0	0	0	0	0	0	0	0	0	0	0
	2021	0	0	1	0	211	232							444
ALARM EXCUSED	2019	0	3	0	0	3	0	1	1	1	1	0	1	11
	2020	0	6	0	0	0	0	0	0	0	1	0	0	7
	2021	0	0	2	0	0	1							3
ALARM FALSE	2019	243	211	227	232	250	261	273	283	215	203	250	254	2902
	2020	209	182	201	131	152	193	216	261	181	161	187	192	2266
	2021	158	143	211	199	173	231							1115
ANIMAL COMPLAINT	2019	66	73	117	90	103	125	120	127	100	99	76	61	1157
	2020	57	84	84	73	86	125	128	116	138	95	88	43	1117
	2021	65	43	62	63	86	113							432
ANIMAL RESCUE	2019	0	2	1	1	0	3	2	0	1	0	1	0	11
	2020	0	0	0	1	1	3	1	0	2	0	0	1	9
	2021	1	0	1	0	2	1							5
ANY SITUATION	2019	8	14	7	6	13	9	16	11	1	10	15	5	115
	2020	6	1	10	6	3	13	14	34	11	5	9	9	121
	2021	5	13	12	7	7	7							51

		Jan	Feb	Mar	Apr	May	Jun	Jul	Aug	Sep	Oct	Nov	Dec	Total
ASSAULT	2019	2	3	4	2	3	1	0	3	2	1	5	1	27
	2020	1	4	2	0	0	3	4	0	3	3	2	2	24
	2021	2	0	2	4	5	2							15
ASSAULT IN PROGRESS	2019	0	0	0	0	0	0	0	0	0	0	0	0	0
	2020	0	0	0	0	0	0	0	0	0	0	0	0	0
	2021	0	0	0	1	0	1							2
ASSISTANCE	2019	186	180	174	171	181	186	177	171	216	210	175	156	2183
	2020	163	159	107	106	134	151	134	159	177	166	113	127	1696
	2021	126	174	152	151	176	180							959
BANK ESCORT	2019	22	15	21	22	22	20	22	22	19	22	16	21	244
	2020	23	19	22	18	11	12	23	21	21	21	16	21	228
	2021	21	15	22	21	16	22							117
BOAT CRASH	2019	0	0	0	0	0	0	0	0	0	0	0	0	0
	2020	0	0	0	0	0	0	0	0	0	0	0	0	0
	2021	0	0	0	0	0	0							0
BOAT FIRE (AT DOCK)	2019	0	0	0	0	0	0	0	0	0	0	0	0	0
	2020	0	0	0	0	0	0	0	0	0	0	0	0	0
	2021	0	0	0	0	0	1							1
BOMB THREAT	2019	0	0	0	0	0	0	0	0	0	0	0	0	0
	2020	0	0	0	0	0	0	0	0	0	0	0	0	0
	2021	0	0	0	0	0	0							0
BREACH OF PEACE	2019	46	35	54	37	54	67	43	53	52	51	50	39	581
	2020	40	49	46	42	64	45	67	62	47	49	36	47	594
	2021	51	38	55	38	54	60							296
BURGLARY	2019	0	3	1	2	1	1	1	1	1	1	0	5	17
	2020	2	3	0	0	0	1	2	3	0	0	1	0	12
	2021	0	1	0	0	2	7							10
BURGLARY - RESIDENCE	2019	2	1	1	0	4	1	6	2	1	0	0	0	18
	2020	8	1	1	2	2	2	0	2	0	3	5	2	28
	2021	4	1	3	0	1	1							10

		Jan	Feb	Mar	Apr	May	Jun	Jul	Aug	Sep	Oct	Nov	Dec	Total
BURGLARY - COMMERCIAL	2019	4	1	3	0	0	6	4	2	3	3	0	0	26
	2020	1	5	3	2	0	2	2	1	3	3	2	3	27
	2021	1	1	1	1	1	4							9
BURGLARY - GARAGE	2019	1	0	0	0	0	0	1	5	0	3	0	3	13
	2020	2	2	1	0	4	2	2	7	3	2	2	6	33
	2021	0	0	0	2	0	2							4
BURGLARY - SCHOOL	2019	0	0	0	0	0	0	0	0	0	0	0	0	0
	2020	1	1	0	0	1	0	0	0	0	0	0	0	3
	2021	0	0	0	0	0	0							0
BURGLARY ATTEMPT	2019	1	1	0	1	1	0	0	2	1	1	1	0	9
	2020	0	0	0	0	0	0	0	0	1	0	1	0	2
	2021	1	0	0	0	0	1							2
BURGLARY ATTEMPT - RESIDENCE	2019	0	0	1	0	3	1	5	1	1	2	0	0	14
	2020	0	1	0	1	1	0	0	1	0	0	0	0	4
	2021	0	1	0	3	0	1							5
BURGLARY ATTEMPT - COMMERCIAL	2019	0	0	2	0	0	0	0	1	1	2	0	0	6
	2020	0	3	2	0	0	1	0	0	0	0	0	1	7
	2021	0	0	0	2	0	0							2
BURGLARY ATTEMPT - SCHOOL	2019	0	0	0	0	0	0	0	0	0	0	0	0	0
	2020	0	1	0	0	0	0	0	0	0	0	0	0	1
	2021	0	0	0	0	0	0							0
BURGLARY IN PROGRESS	2019	0	0	0	0	0	0	0	0	0	0	0	0	0
	2020	1	0	0	0	0	0	0	0	0	0	0	0	1
	2021	0	0	0	0	0	0							0
BUSINESS/LOCATION CHECK	2019	1352	1192	1271	1086	1096	761	703	888	985	1047	823	745	11949
	2020	937	929	1323	2289	1335	665	581	531	812	693	577	721	11393
	2021	826	1121	1409	1234	1143	866							6599
CANCEL 911 HANG-UP	2019	0	2	1	0	3	1	0	0	1	0	0	1	9
	2020	1	1	1	1	1	0	0	2	0	0	1	0	8
	2021	0	0	0	0	1	0							1

		Jan	Feb	Mar	Apr	May	Jun	Jul	Aug	Sep	Oct	Nov	Dec	Total
CANCELLED ALARM	2019	51	49	46	42	61	63	44	59	47	45	53	48	608
	2020	58	55	54	35	41	36	44	71	46	27	48	53	568
	2021	46	28	41	37	36	43							231
COMMUNITY EVENT	2019	46	42	25	39	64	43	46	34	85	91	108	29	652
	2020	28	37	24	8	6	26	11	11	20	20	12	6	209
	2021	8	2	12	22	21	15							80
DEAD ANIMAL ON ROADWAY	2019	2	0	2	2	1	4	1	2	4	6	4	0	28
	2020	1	4	2	5	5	2	6	2	0	1	3	2	33
	2021	0	2	2	3	3	3							13
DEAD ON ARRIVAL	2019	2	2	3	6	0	3	5	4	1	3	4	2	35
	2020	2	3	2	4	3	1	2	3	2	4	5	4	35
	2021	5	2	1	3	3	0							14
DOOR UNLOCKED	2019	11	5	5	6	6	3	2	4	10	10	6	3	71
	2020	6	6	2	2	0	3	2	3	5	2	2	2	35
	2021	2	3	2	0	4	1							12
DROWNING	2019	0	0	0	0	0	0	0	1	0	0	0	0	1
	2020	0	0	0		0	0	0	0	0	0	0	0	0
	2021	0	0	0	0	0	0							0
EMERGENCY MEDICAL CALL	2019	272	264	261	272	263	262	256	263	274	267	312	290	3256
	2020	251	348	242	297	314	295	285	252	233	256	282	306	3361
	2021	293	317	331	332	301	216							1790
ESCAPE	2019	0	0	0	0	0	0	0	0	0	0	0	0	0
	2020	0	0	0	0	0	0	0	0	0	0	0	0	0
	2021	0	0	0	0	0	0							0
FIRE	2019	0	2	1	0	0	0	0	0	0	0	0	1	4
	2020	0	0	0	0	0	1	0	0	0	0	0	0	1
	2021	0	0	2	0	1	0							3
FIREWORKS COMPLAINT	2019	1	0	3	0	11	8	29	5	3	2	0	2	64
	2020	1	0	3	1	10	47	62	5	4	5	3	7	148
	2021	6	0	2	1	11	17							37

		Jan	Feb	Mar	Apr	May	Jun	Jul	Aug	Sep	Oct	Nov	Dec	Total
FOLLOW UP INVESTIGATION	2019	1	1	2	0	0	0	0	0	0	1	0	0	5
	2020	0	0	0	0	0	0	0	0	1	0	0	1	2
	2021	0	0	0	0	0	0							0
FUNERAL ESCORT	2019	28	13	10	12	15	16	20	15	17	13	20	17	196
	2020	20	12	13	6	4	4	10	5	3	11	5	14	107
	2021	13	6	14	11	10	11							65
GPS ALERT	2019	0	0	0	0	1	5	0	0	0	0	0	0	6
	2020	0	0	0	0	0	0	1	0	0	1	0	1	3
	2021	2	1	3	3	0	3							12
HARASSMENT	2019	16	16	13	12	18	14	14	10	15	15	14	10	167
	2020	16	14	8	7	17	22	18	19	18	13	19	9	180
	2021	20	18	16	13	14	15							96
HOMICIDE	2019	0	1	0	0	0	0	0	0	0	0	0	0	1
	2020	0	0	0	0	0	0	0	0	0	0	0	0	0
	2021	0	0	0	0	0	0							0
ICE / WATER RESCUE	2019	0	0	0	0	0	0	0	0	0	0	0	0	0
	2020	0	0	0	0	0	0	0	0	0	0	0	0	0
	2021	0	0	0	0	0	0							0
INFORMATION	2019	30	20	46	30	33	45	18	31	34	38	30	27	382
	2020	46	45	98	372	298	82	94	59	168	395	938	971	3566
	2021	715	648	511	461	117	7							2459
INTOXICATED SUBJECT	2019	4	5	11	8	3	7	5	4	18	4	6	3	78
	2020	7	4	4	1	4	2	1	2	1	3	2	2	33
	2021	4	0	4	2	7	5							22
INVESTIGATION	2019	140	118	157	140	202	155	151	184	193	187	178	168	1973
	2020	155	148	117	94	158	185	174	197	180	185	165	125	1883
	2021	133	123	162	180	218	175							991
INVESTIGATION- SENIOR CITIZEN	2019	0	1	2	0	0	1	1	0	1	1	0	1	8
	2020	1	0	2	1	0	2	0	0	0	0	0	0	6
	2021	1	1	1	1	0	1							5

		Jan	Feb	Mar	Apr	May	Jun	Jul	Aug	Sep	Oct	Nov	Dec	Total
INVESTIGATION-ARREST	2019	1	0	7	1	3	1	0	7	2	1	1	1	25
	2020	0	3	1	0	2	0	0	1	1	1	0	0	9
	2021	1	2	4	6	13	2							28
INVESTIGATION-BAD CHECK	2019	1	0	0	0	0	0	0	0	0	0	0	0	1
	2020	0	0	0	0	0	1	0	0	0	0	0	0	1
	2021	0	0	0	0	0	0							0
INVESTIGATION-COUNTERFEIT	2019	2	1	0	0	1	2	2	0	0	1	2	1	12
	2020	2	1	2	1	1	0	0	0	1	2	0	0	10
	2021	0	0	1	0	0	1							2
INVESTIGATION-CREDIT CARD FRAUD	2019	3	3	3	2	1	1	2	1	2	1	1	1	21
	2020	4	3	1	0	1	0	0	0	1	2	2	3	17
	2021	0	2	3	2	0	0							7
INVESTIGATION-FINANCIAL CRIME	2019	0	2	2	0	3	2	1	2	0	3	4	1	20
	2020	0	0	5	1	1	1	1	0	0	5	1	1	16
	2021	1	1	4	3	1	0							10
INVESTIGATION-FORGERY	2019	3	0	2	2	6	9	3	2	1	2	3	0	33
	2020	4	4	1	0	0	2	1	8	1	0	1	1	23
	2021	1	2	1	1	0	1							6
INVESTIGATION-INTERNET CRIME	2019	4	0	3	1	3	3	4	0	0	4	0	1	23
	2020	0	1	0	0	0	2	0	4	2	3	1	1	14
	2021	1	2	3	3	1	2							12
INVESTIGATION-WARRANT ARREST	2019	13	13	17	20	12	9	14	6	14	13	8	17	156
	2020	17	12	2	0	2	1	5	3	3	4	11	4	64
	2021	6	3	6	2	13	6							36
LARCENY IN PROGRESS	2019	1	0	0	0	0	0	2	1	0	0	0	0	4
	2020	1	0	0	0	0	1	0	1	1	0	0	0	4
	2021	0	0	0	0	0	0							0
LARCENY/THEFT	2019	16	21	19	27	17	23	32	21	28	30	13	32	279
	2020	22	11	15	5	12	30	19	28	21	31	19	15	228
	2021	15	6	17	10	2	18							68

		Jan	Feb	Mar	Apr	May	Jun	Jul	Aug	Sep	Oct	Nov	Dec	Total
LARCENY-EMPLOYEE THEFT	2019	4	0	1	1	0	2	2	0	0	0	1	0	11
	2020	0	0	0	0	0	0	0	0	1	0	0	0	1
	2021	0	0	0	0	0	2							2
LARCENY-IDENTITY THEFT	2019	14	5	8	10	6	10	15	9	5	7	9	2	100
	2020	13	4	6	7	9	5	6	6	7	8	10	6	87
	2021	12	6	12	3	4	7							44
LOCKOUT	2019	0	0	0	0	0	0	0	0	0	0	0	0	0
	2020	0	0	0	0	0	1	0	0	0	0	0	0	1
	2021	0	0	0	0	0	0							0
M.V. ACCIDENT	2019	166	154	183	194	183	193	214	169	201	203	218	222	2300
	2020	150	153	94	44	63	119	130	138	139	157	119	151	1457
	2021	103	135	121	135	171	139							804
M.V. ACCIDENT WITH INJURIES	2019	25	25	25	25	33	28	24	20	24	23	20	27	299
	2020	21	11	12	5	8	19	20	12	18	20	23	16	185
	2021	10	18	26	1	4								59
MASS CASUALTY INCIDENT	2019	0	0	0	0	0	0	0	0	0	0	0	0	0
	2020	0	0	0	0	0	0	0	0	0	0	0	0	0
	2021	0	0	0	0	0	0							0
MEDICAL ALARM	2019	1	2	3	3	4	1	2	3	3	2	1	2	27
	2020	3	0	2	4	0	0	2	2	1	3	0	2	19
	2021	3	3	1	2	1	4							14
MENTAL PATIENT	2019	10	3	5	3	1	4	9	2	3	4	1	4	49
	2020	3	1	1	14	7	6	2	6	5	4	2	1	52
	2021	6	2	2	8	8	3							29
MISSING PERSON	2019	1	3	4	1	3	5	0	3	2	2	1	4	29
	2020	3	5	1	3	4	2	5	2	1	0	1	3	30
	2021	2	2	6	8	5	4							27
NARCOTIC VIOLATION IN PROGRESS	2019	0	0	0	0	0	0	0	0	0	1	0	0	1
	2020	1	0	0	0	0	0	0	0	1	0	0	0	2
	2021	1	0	0	0	0	1							2

		Jan	Feb	Mar	Apr	May	Jun	Jul	Aug	Sep	Oct	Nov	Dec	Total
NARCOTICS VIOLATION	2019	4	6	4	2	2	3	11	5	2	12	7	4	62
	2020	4	4	3	0	3	0	0	1	4	4	2	2	27
	2021	2	2	2	1	8	1							16
NOISE COMPLAINT	2019	18	11	15	20	36	42	33	37	58	45	34	17	366
	2020	14	10	10	12	65	56	46	60	66	67	37	26	469
	2021	23	24	45	30	65	50							237
OFFICER NEEDS ASSISTANCE	2019	0	0	0	0	0	0	0	0	0	0	0	0	0
	2020	0	0	0	0	0	0	0	0	0	0	0	0	0
	2021	0	0	0	0	0	0							0
OTHER RESCUE	2019	1	0	0	0	2	1	0	0	0	0	0	0	4
	2020	0	0	0	0	0	0	0	0	1	0	0	0	1
	2021	0	1	0	0	0	0							1
PACOS ASSIGNMENT	2019	32	15	21	13	15	15	19	36	41	30	16	18	271
	2020	130	93	42	6	88	63	105	64	59	33	29	46	758
	2021	78	43	68	64	33	20							306
PARKING VIOLATION	2019	34	23	38	48	46	47	49	25	80	39	40	29	498
	2020	37	25	29	18	34	101	107	62	65	36	19	28	561
	2021	21	38	32	34	61	32							218
PISTOL PERMIT APPLICATION	2019	21	10	7	7	4	15	7	11	6	12	9	19	128
	2020	14	22	13	0	0	64	103	93	61	81	78	65	594
	2021	43	50	44	28	19	29							213
RECKLESS DRIVER	2019	19	26	25	25	45	21	30	30	38	33	33	31	356
	2020	29	18	27	14	27	29	33	29	41	31	39	20	337
	2021	22	24	33	36	44	47							206
RECOVERED PROPERTY	2019	20	8	14	10	16	18	20	17	26	11	17	12	189
	2020	19	10	13	18	21	22	22	16	14	8	21	11	195
	2021	11	11	12	14	22	19							89
RIOT	2019	0	0	0	0	0	0	0	0	0	0	0	0	0
	2020	0	0	0	0	0	0	0	0	0	0	0	0	0
	2021	0	0	0	0	0	0							0

		Jan	Feb	Mar	Apr	May	Jun	Jul	Aug	Sep	Oct	Nov	Dec	Total
ROAD HAZARD	2019	37	34	47	35	33	78	86	58	34	51	36	49	578
	2020	24	19	14	35	26	36	33	311	36	20	49	30	633
	2021	27	21	39	27	22	24							160
ROBBERY	2019	0	0	0	3	4	1	0	2	1	2	0	1	14
	2020	1	0	0	1	0	0	0	0	1	3	1	0	7
	2021	1	0	0	1	0	0							2
ROBBERY IN PROGRESS	2019	0	0	0	0	0	0	0	0	0	0	0	0	0
	2020	0	0	0	0	0	0	0	0	0	0	0	0	0
	2021	0	0	0	0	0	0							0
SEX VIOLATION	2019	0	0	1	0	1	1	1	0	1	0	1	1	7
	2020	0	1	1	0	0	0	1	1	0	1	0	0	5
	2021	1	0	1	2	2	1							7
SEX VIOLATION IN PROGRESS	2019	0	0	0	0	0	0	0	0	0	0	0	0	0
	2020	0	0	0	0	0	0	0	0	0	0	0	0	0
	2021	0	0	0	0	0	0							0
SHOPLIFTER	2019	17	14	21	10	22	16	23	15	19	30	22	23	232
	2020	31	31	24	14	21	30	22	20	25	22	25	27	292
	2021	22	24	24	16	21	21							128
STOLEN VEHICLE	2019	4	3	3	2	3	4	7	5	12	11	1	2	57
	2020	6	4	4	6	5	12	16	21	10	14	8	8	114
	2021	7	4	2	12	16	8							49
STOLEN VEHICLE ATTEMPT	2019	0	0	0	0	0	0	0	0	1	0	0	0	1
	2020	1	0	0	0	0	0	0	0	0	0	0	0	1
	2021	0	0	0	0	1	0							1
STOLEN VEHICLE IN PROGRESS	2019	0	0	0	0	0	0	0	0	0	0	0	0	0
	2020	0	0	0	0	0	0	0	0	0	0	0	0	0
	2021	0	0	0	0	0	0							0
STRUCTURE FIRE	2019	0	0	7	5	8	5	10	3	3	5	1	3	50
	2020	2	8	5	3	0	12	6	9	5	5	13	9	77
	2021	5	12	17	3	6	7							50

		Jan	Feb	Mar	Apr	May	Jun	Jul	Aug	Sep	Oct	Nov	Dec	Total
SUICIDE	2019	0	0	0	1	0	0	1	1	0	1	0	0	4
	2020	0	0	0	1	0	0	0	1	0	1	0	0	3
	2021	0	1	1	0	0	1							3
SUICIDE ATTEMPT	2019	0	0	2	0	0	0	2	1	2	1	0	1	9
	2020	1	1	0	0	1	1	1	1	1	4	0	1	12
	2021	0	2	1	3	2	0							8
SUICIDE THREAT	2019	4	4	7	1	4	6	4	1	6	3	4	4	48
	2020	6	4	5	3	3	4	5	2	5	2	4	4	47
	2021	4	1	3	3	6	3							20
SUSPICIOUS PERSON	2019	42	38	34	53	57	49	57	49	45	48	39	43	554
	2020	54	31	33	22	28	24	41	43	27	42	33	35	413
	2021	29	19	20	21	25	21							135
SUSPICIOUS VEHICLE	2019	29	28	19	23	25	16	17	22	23	27	21	28	278
	2020	19	24	21	22	18	16	22	18	16	16	33	21	246
	2021	19	10	21	14	17	20							101
TEST	2019	0	0	0	0	0	0	10	12	13	5	5	6	51
	2020	14	5	3	3	3	3	5	7	6	3	0	1	53
	2021	2	4	5	3	1	2							17
THEFT FROM MOTOR VEHICLE	2019	9	14	31	22	10	13	42	26	42	35	18	24	286
	2020	33	37	33	40	36	36	46	75	31	36	25	39	467
	2021	24	7	14	53	63	37							198
TRAFFIC CONTROL MALFUNCTION	2019	4	5	5	6	9	5	17	7	5	4	8	5	80
	2020	2	1	4	3	3	2	11	11	3	6	10	5	61
	2021	1	3	3	4	1	4							16
TRAIN ACCIDENT	2019	0	0	0	0	0	0	0	0	0	0	0	0	0
	2020	0	0	0	0	0	0	0	0	0	0	0	0	0
	2021	0	0	0	0	0	0							0
TRESPASSER	2019	7	8	12	11	9	14	7	3	6	7	8	13	105
	2020	5	10	10	26	7	17	21	15	9	7	10	15	152
	2021	12	6	13	8	1	10							50

		Jan	Feb	Mar	Apr	May	Jun	Jul	Aug	Sep	Oct	Nov	Dec	Total
UNKNOWN TROUBLE	2019	0	0	0	0	1	0	0	1	1	0	0	0	3
	2020	0	0	0	0	0	0	1	0	0	1	1	0	3
	2021	0	0	0	1	1	1							3
VANDALISM IN PROGRESS	2019	0	0	1	0	0	0	0	0	0	0	0	0	1
	2020	0	0	1	0	0	0	0	0	0	0	0	0	1
	2021	0	0	0	0	0	0							0
VANDALISM MISCELLANEOUS	2019	2	0	7	4	4	5	4	2	3	4	1	4	40
	2020	6	6	5	2	8	7	9	6	9	13	5	3	79
	2021	2	2	3	2	5	10							24
VANDALISM TO STRUCTURE	2019	1	3	1	0	1	0	4	2	0	2	2	1	17
	2020	1	1	2	0	3	1	1	0	3	2	1	2	17
	2021	3	0	3	5	5	6							22
VANDALISM TO VEHICLE	2019	3	1	1	3	5	6	3	7	5	8	9	6	57
	2020	8	7	6	2	4	3	3	3	3	4	3	2	48
	2021	2	3	2	1	5	4							17
VESSEL INSPECTION	2019	0	0	0	0	5	3	3	1	0	0	0	0	12
	2020	0	0	0	0	0	4	0	1	0	0	0	0	5
	2021	0	0	0	1	7	3							11
WATER RESCUE	2019	0	0	0	0	1	1	1	2	0	1	0	1	7
	2020	0	1	0	1	1	3	3	1	1	2	0	0	13
	2021	0	0	0	0	0	2							2
WIRES DOWN	2019	3	6	26	2	3	11	15	12	1	19	1	5	104
	2020	1	2	0	1	1	2	11	91	3	1	14	7	134
	2021	5	0	8	4	8	4							29